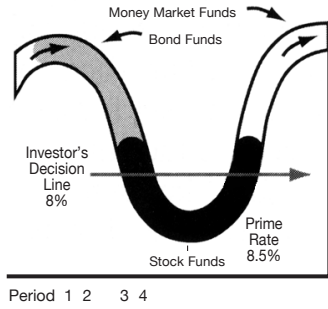


# The Money Movement Strategy

**Prime Rate Chart for Money Movement Strategy**



Long-Term Direction: Level  
Monthly Change: 0.00%

## How It Works

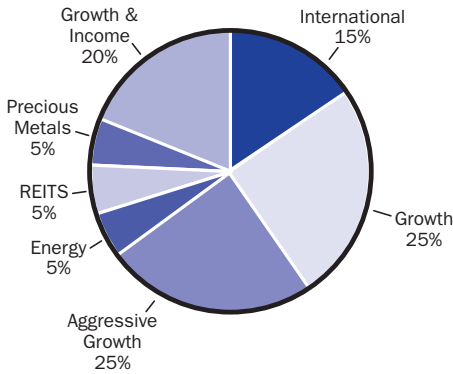
Long-term increases or decreases in the value of stocks, bonds and money market instruments are caused by changes in interest rates, primarily the Prime Rate. Of the three categories of mutual funds — stock, bond, or money market, there is only one type of investment that will give you above-average returns at any given time.

The Money Movement chart represents typical changes of interest rates smoothed out over time. The Investor's Decision Line (IDL) indicates the point at which you should move your money from one type of fund to another. Contact the Stock and Mutual Fund Hotline or Investment Hotline for more information.

# Models For Portfolio Management

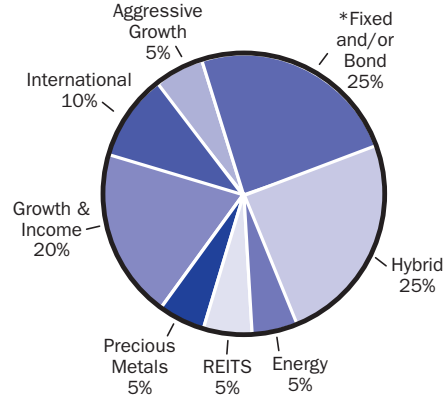
## Aggressive

Keep all mutual funds and retirement money in stock funds.



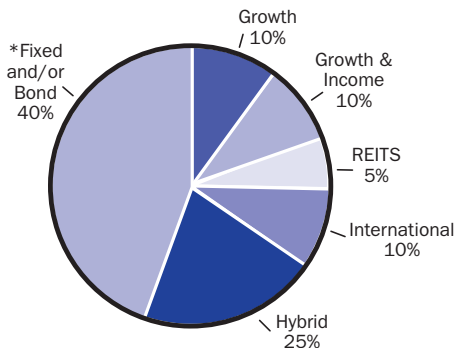
## Moderate

Keep most mutual funds and retirement money in stock funds.



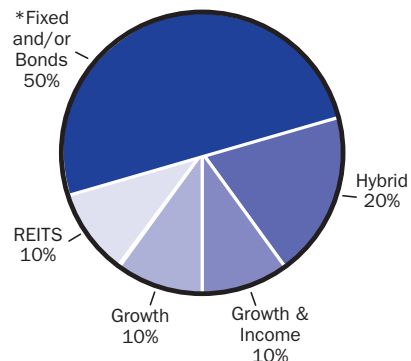
## Conservative

Keep most mutual funds and retirement money in stock funds.



## Retirees

Note: This portfolio does not follow the Money Movement Strategy! Create the proper mix of Stock, Bond, and money market funds.



\*Fixed Market-Linked CDs